





# 1810 Holleman Drive

TEMPLE, TX 76502

[Northgate Community](#)



-  1,841 Ft<sup>2</sup>
-  3 Bedrooms
-  2 Bathrooms
-  2 Car Garage

**Some images shown may be from a previously built Stylecraft home of similar design. Actual options, colors, and selections may vary. Contact us for details!**

If charm and elegance are what you're looking for – Welcome home! A favorite of many, the 1818 has several features that make it stand out from the rest. From the moment your eyes catch the stunning exterior, you're captivated. Interior features include dual living areas to use as you choose, a large kitchen with granite-topped island that is open through the dining and living room, stunning windows flowing with natural light, an optional study alcove, and a spacious primary suite. Stylecraft's selections round out everything that make this floor plan so special.

Additional options included: A converted Life Space to study, stainless steel appliances, additional LED recessed lighting, under cabinet lighting, decorative tile backsplash, and integral miniblinds in rear door









1818  
FLOOR PLAN

## HEATED SQUARE FOOTAGE

1 SIDE BRICK; 1841 SQ FT

3 SIDE BRICK: 1884 SQ FT

4 SIDE BRICK: 1895 SQ FT

INCLUDED IN THIS PLAN

1 COACH LIGHT


GUTTERS AT BACK DOOR.

### WHEN THERE'S NO PORCH

42" CABINETS



Building Envelope  
68.5' x 29.3'



**LOCATE:**  
1 EXTRA PHONE OUTLET



**LOCATE:**  
1 PHONE OUTLET  
5 TV OUTLETS  
(1 PER BEDROOM, 1 IN LIFESPACE  
AND 1 IN LIVING ROOM)

OPTIONS MAY VARY. DISCRETION ADVISED. 7/26/22 - VERSION 4.0

Brenham | Bryan | College Station | Conroe | Huntsville | Killeen | Navasota | Temple | Waco



*In continuous effort by Stylecraft Builders to improve the quality of your home, we reserve the right to change features, prices, plans and specifications without notice. Floorplans and elevation renderings are artists' conceptions only. Significant changes may be made during or after the construction of the model homes. Stylecraft Builders reserves the right to modify, relocate or eliminate any or all of the features, specifications, plan utilities, design or shape thereof, all without notice or obligations to any purchaser. Price range reflects base price only. Location premiums will be charged for certain locations and are not included in the base price of the home. Additional association fees may apply. Other fees may also apply. Amenities are proposed and planned or may be under construction. All square footages are approximate square footages of the total livable space. Water heater location deemed per city municipality code. Please see your onsite sales associate for additional information and more details. © 2022 Stylecraft Builders.*

